


Creating a user account

To obtain resources like [ASNs](#) and IP Resources, you will need to create a [RIPE NCC](#) account. You can sign up for one [here](#). simply fill in your user details (first and last name, email, password etc) and within a few seconds you will get an email asking you to confirm your email address. Click the link and you will have a shiny brand new ripe account!

 **RIPE NCC Access**

Create a new RIPE NCC
Access account

RIPE NCC Access enables you to sign into various RIPE NCC
services using one password.

Your first name*

Anya

Your last name*


Forger

Your email address*

anyaforger@beako.net


Your password*

.....



Confirm password*

.....



SIGN UP

- [RIPE NCC Registration](#)
- [RIPE NCC Signin](#)
- [RIPE NCC Database](#)

Revision #2

Created 24 November 2022 23:06:50 by Beako

Updated 24 November 2022 23:34:16 by Beako